




CREATIVE DEGREES

CREATIVE WRITING



CREATIVE DEGREES


CREATIVE WRITING

It's no lie that I absolutely adored doing my Creative Writing Degree. It has a lot of "schtick" against it for being a "non-traditional" degree, which I feel is pretty unwarranted. It teaches you loads of skills that are incredibly useful in the workplace.

So why not look through this to find out what my degree looked like, but also how it's helped me in the job I love!

Me, employed, graduating with a fab degree, but also pretty sad my university days were over





Creative Writing

What my degree looked like...


I did a Joint Honours degree. This means I studied half of a degree in two subjects alongside each other. I did English Literature alongside my Creative Writing course. There was a lot of overlap, which was really good as it allowed me to get a deeper understanding of my subject areas. The English Lit side of my course allowed me to do creative assignments and my Creative Writing side allowed the opportunity to complete academic essays.

I had four lectures (these are talks) and four seminars (group work) a week, totally 12 hours of "contact-time" a week.

For creative writing, I usually had a lecture on a topic followed by a seminar where we would discuss our creative work outside of class and hone it to make sure it was as good as it could be.

Creative Writing


What my degree looked like...



Examples of topics I covered in my degree - some of them might surprise you!:

- Journalism and Articles
- Screenplays and Writing for Theatre
- Literary Theory and Thought
- Rewriting Classic Literature
- Poetry (Classic and Modern)
- Short Stories and Flash Fiction
- Biographical, Life and Environmental Writing
- Hypertexts (writing for the internet, interactive texts and coding)





Creative Writing

Where it took me...


I did my degree because I loved to write and stretch my brain muscles! But I also took it to become more employable. My reasoning was writing and critical thinking are important in any field or role you pursue, just to varying degrees.

The presumption and stereotype is when you say 'Creative Writing', people just think you write stories and aim to become an author or publisher – but that wasn't my career goal.



Creative Writing

Where it took me...



I'm now an Office Manager where critical thinking and writing are key in my job. So what do I do in my job that overlaps in my degree? It's quite a lot:

- Writing reports, meeting minutes and agendas
- Proof-reading documents, newsletters, events, emails and brochures
- Writing and managing blogs on the University Insiders WordPress (where you would have found Student Fest and Careers Fayre!)
- Writing these downloadable PDFs! - lucky you!
- Writing scripts for YouTube
- Drafting case studies and press releases

CREATIVE DEGREES

Why should you consider taking one?

If you like being creative, it's a wonderful way of studying something you're passionate about while building important skills for your career. Not everyone pursues a creative pathway but it gives you a unique perspective in the workplace, whether you follow the traditional pathways your studies open up or go into an area that utilises your skills.

In my job, I enjoy the things a lot of people struggle with, like the reports other people don't like writing -because I enjoy writing that much!

Don't believe the stereotype all us creatives don't get jobs! We're everywhere!

The background is a light peach color. On the left, there is a large, abstract yellow shape. On the right, there is a pattern of black dots arranged in a grid. At the bottom right, there is a large, abstract teal shape with a white outline. A light blue rectangular banner is positioned in the center, and a white rectangular banner is hanging from it by two thin lines.

CREATIVE DEGREES

DRAMA & PERFORMANCE

The cover features a light beige background with a large, abstract orange shape on the left and a pattern of black dots on the right. A light teal banner with a white torn-edge effect on the left contains the main title. Below it, a white rectangular box with a thin black border and two vertical lines on the left side contains the subtitle. A large teal shape with a white outline is at the bottom right.

CREATIVE DEGREES

**GRAPHIC DESIGN
& ILLUSTRATION**

Creative Degrees

Drama and
Performance



Creative Degrees

**Graphic Design
and Illustration**

